

User Creation
done by Corporate
Admin-bskadmin.
DEOs have received
User ID in their
Mobile.

DEOS ARE REQUIRED
TO ACTIVATE THEIR
USER ID RECEIVED IN
THEIR MOBILE

PERSONAL BANKING

LOGIN >>

yono



New User
Registration /



How Do I



Customer Care



Lock &
Unlock User

SBI's internet banking portal provides personal banking services that gives you complete control over all your banking demands online.

CORPORATE BANKING

yono BUSINESS ^{New}

LOGIN

Have you tried our new simplified and intuitive business banking platform? Log in to yonobusiness.sbi to avail business banking services.



New Corporate
Registration



How Do I



Customer Care

Corporate Banking application to administer and manage non personal accounts online.

Amalgamation of banks has been effected from 01-04-2021. Kindly delete benefi

- > SBI Salary Account
- > Purchase Insurance Policy
- > NRI Services
- > SBI Express Remit
- > Linking of PAN with Aadhaar
- > SBI General Insurance Document Download
- > Customer Complaint Form
- > Customer Request and Complaint Form (NEW)
- > Registration for Doorstep Banking
- > SBI FasTag
- > SBICAP Securities
- > SBI Life Insurance
- > Fair Lending Practice Code
- > SBI Mutual Fund
- > [SBICAP Trustee Company Ltd](#)
- > SBI Card

▼ More Useful Links

- > [CLICK Login to www.onlinesbi.com](https://www.onlinesbi.com)
- > [Under Corporate Banking select YONO Business and login](#)

User ID *

Password *

Enable Virtual Keyboard

[New User Activation](#) | [Trouble Logging In](#)

Captcha *



LOGIN



We do care about the security of your transactions. To make it better, please read [Security tips](#).



CINB



e - Forex



e - Trade

Please put the User Name received in your Mobile.





Click on New User Activation .

Put the Captcha

Click on Login.

yono Business

Select application to activate your User Credentials

 <p>yono Business (Corporate Internet Banking) Manage accounts and transactions</p>	 <p>CMP (Cash Management Product) Manage payments, collection and mandates</p>	 <p>SCF (Supply Chain Finance) Online platform for financing the supply chain partners</p>	 <p>Others (eTrade / eForex / Liquidity Management) Book international trade transactions and fulfil your short to medium term financing Manage Liquidity positions using sweep, funding, reverse sweep</p>
--	--	---	--





SUBMIT

Click on YONO Business (Corporate Internet Banking)

Click on Submit Button. The next Window will open.

yono Business

Select application to activate your User Credentials

 <p>yono Business (Corporate Internet Banking) Manage accounts and transactions</p>	 <p>CMP (Cash Management Product) Manage payments, collection and mandates</p>	 <p>SCF (Supply Chain Finance) Online platform for financing the supply chain partners</p>	 <p>Others (eTrade / eForex / Liquidity Management) Book international trade transactions and fulfil your short to medium term financing Manage Liquidity positions using sweep, funding, reverse sweep</p>
--	---	---	--

Select the Access

Multiple Users Single User

Click on YONO Business (Corporate Internet Banking).
Select Multiple Users.

Click on Submit Button

New User Activation

Mandatory fields are marked with an asterisk ()*

Username*

Select Account Number/Corporate Id provided by SBI Account Number Corporate Id provided by SBI

Enter the text as shown in the image*

A552F

GO



- Mandatory fields are marked with an asterisk (*)
- Enter your username.

Select the Corporate Id Provided by SBI.
Corporate ID will be : 4128158 for BSK.
Enter the text as shown in the Image.

Click on Go Button. The next Page will open

OTP for New User Activation is [71661960](#). Do not share it with anyone

Put here
the OTP
received
in your
Mobile

State Bank of India - Internet Explorer

https://corp.onlinesbi.com/corpadminabsall/generateotplanding.htm

Identified by DigiCert

SBI ONLINE

New User Activation

Mandatory fields are marked with an asterisk ()*

Enter the high security password received in your mobile

High Security Password *

Submit

If you did not receive the High Security Password on SMS, you can

[Click here to resend the OTP](#)

© State Bank of India

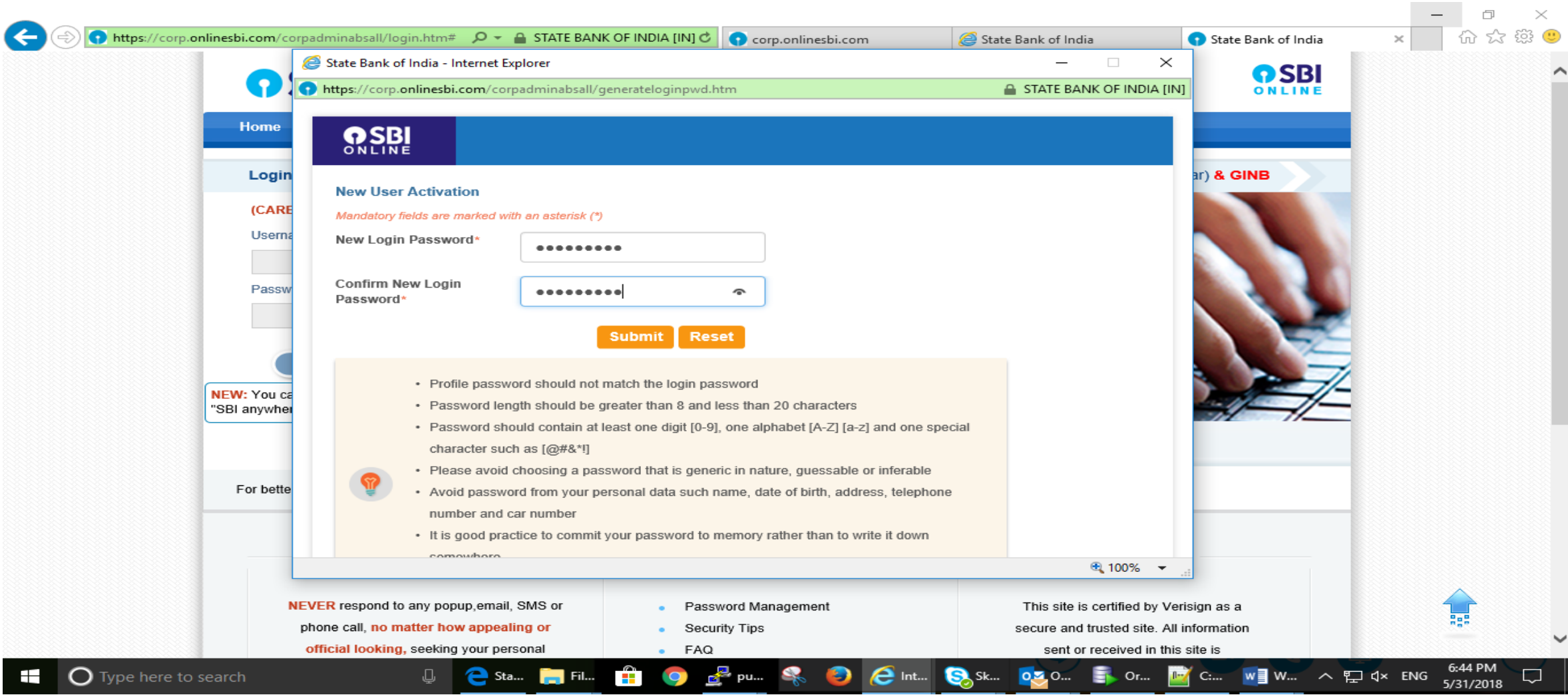
NEVER respond to any popup, email, SMS or phone call, **no matter how appealing or official looking**, seeking your personal

- Password Management
- Security Tips
- FAQ

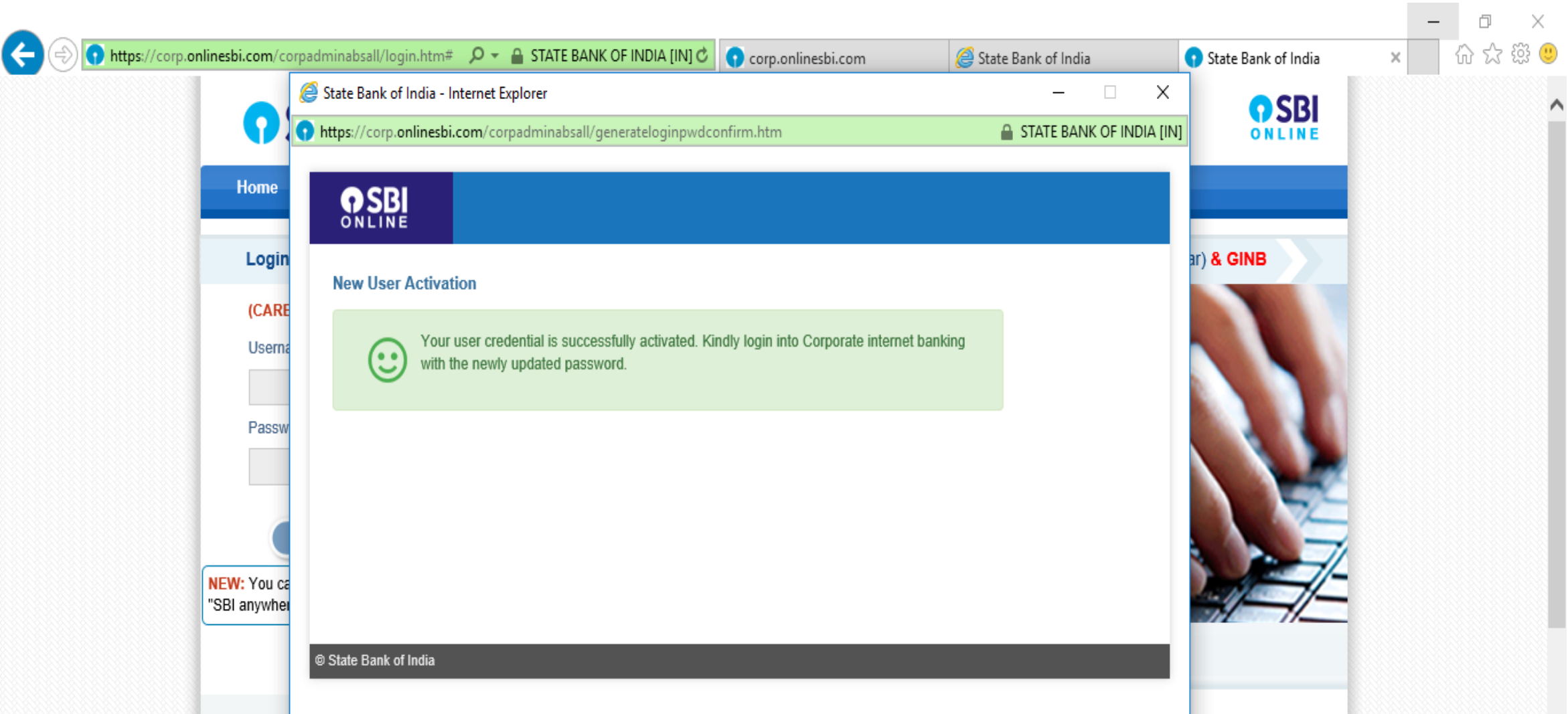
This site is certified by Verisign as a secure and trusted site. All information sent or received in this site is

Type here to search

6:44 PM 5/31/2018



CREATE NEW LOGIN PASSWORD AND CONFIRM



NOW YOUR USER CREDENTIAL HAS BEEN ACTIVATED SUCCESSFULLY



Home

Login

Welcome to Corporate Internet Banking (KhataPlus/Vyapaar/Vistaar) & GINB

(CARE: Username and password are case sensitive.)

Username*

67595547

[New User Activation](#)

Password*

••••••••

Login

Reset

NEW: You can also bank using our Mobile Banking application, "SBI anywhere Corporate. [Know More](#)"

Enable Virtual Keyboard



LOGIN WITH USER ID AND PASSWORD



Welcome to SBI's Internet Banking!

You have logged in for the first time

Kindly enter a Username of your choice for your future use in SBI's Internet Banking

User name



- ❖ Your Username can be upto a maximum of 20 characters and can be a combination of alphabets and numbers only (Example-ravisharma, rajiv123)
- ❖ User names are case sensitive
- ❖ Please remember your Username and note that your Username cannot be changed in future
- ❖ Your new Username should not be identical to the User ID you received from the branch

CREATE NEW USER ID



Welcome: () (Admin)
login admin

Choose Login Password

31-May-2018 [06:46 PM IST]

Please enter a new password for logging into the site

New Login Password

Confirm Login Password



- ❖ Password are case sensitive
- ❖ This password should have more than 8 and less than 20 characters
- ❖ It should be combination of Alphabets - Digits - Special Characters
- ❖ Password should contain atleast one digit [0-9]
- ❖ It should contain atleast one Alphabet [A-Z] [a-z]
- ❖ It should contain one Special Character like [~!@#%&*]

CREATE NEW PASSWORD & CONFIRM



Set Profile Password

31-May-2018 [06:46 PM IST]

Set your profile password

Enter Profile Password *

Confirm Profile Password *

Submit Reset

How to set/reset the profile password? [click here](#)



- ❖ Mandatory fields are marked with an asterisk (*)
- ❖ Password length should be greater than 8 and less than 20
- ❖ Password should contain at least one digit [0-9], one alphabet [A-Z] [a-z] and one special character such as [@#&*!]
- ❖ Please avoid choosing a password that is generic in nature, guessable or inferable
- ❖ Avoid passwords that can be easily linked to your personal information such as name, date of birth, address, phone or car number
- ❖ It is good practice to commit your password to memory rather than to write it down somewhere
- ❖ For security reasons, keep changing your password at regular intervals

CREATE NEW PROFILE PASSWORD



Welcome: Login Vistaar (631908) (Admin)

login admin

Logout

Set Password

31-May-2018 [06:46 PM IST]



Your profile password has been set successfully on 31-May-2018 [06:46 PM IST]

Continue

- Login with your self made user id and login password
- Input the OTP received on your mobile
- Click on CORPORATE INB on Left hand side
- Click on Profile
- Under profile click on change password
- Give your profile password here
- Then click on Transaction password
- Make a transaction password of your choice
- The process is complete. You have made your User ID, Login Password, Profile password and Transaction password